


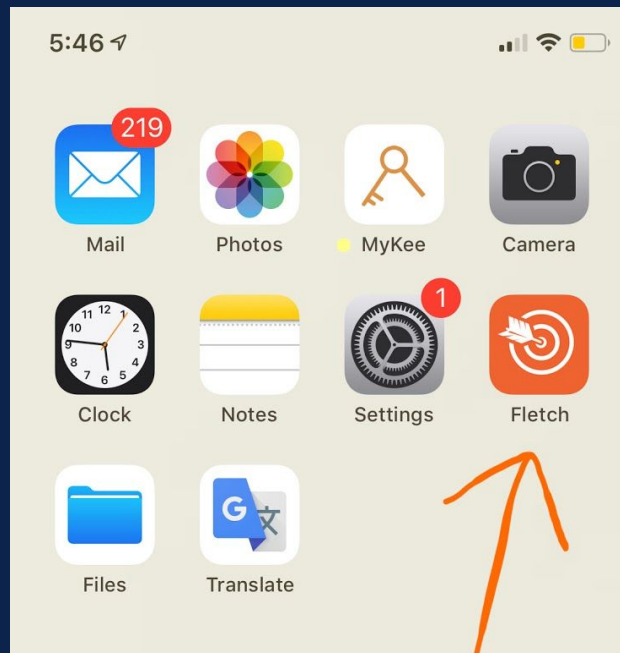
## Medaille College COVID-19 Tracing Application Sign-Up Guide

1) In Google Play or Apple App Store search: *Fletch App*



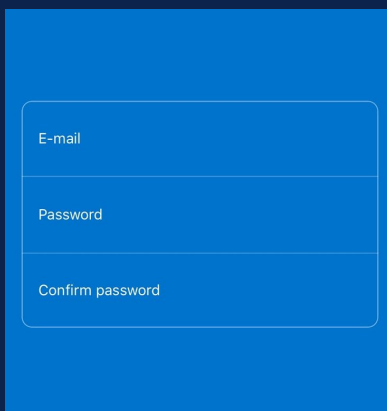
2) Tap OPEN to initiate download/install.

3) Locate/tap the Fletch app on your Android or iPhone.



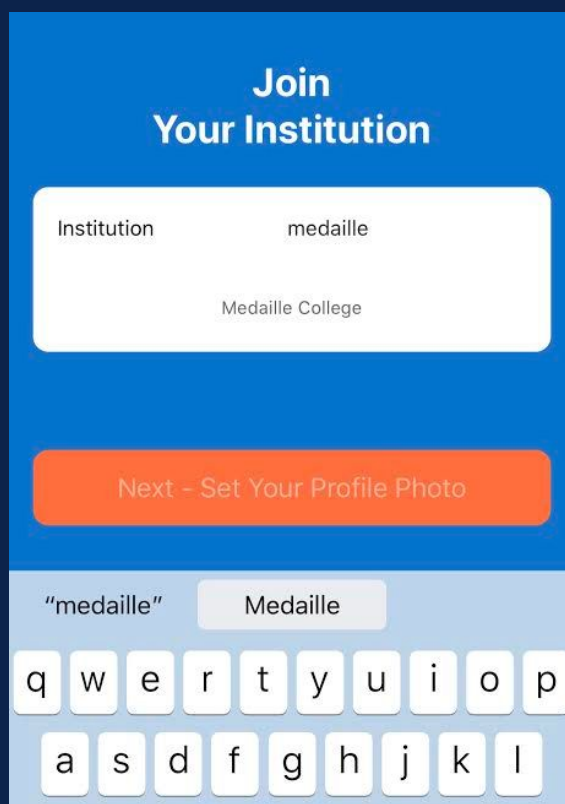
## Medaille College COVID-19 Tracing Application Sign-Up Guide

- 4) Sign-Up with your Medaille email and password. (username@medaille.edu)



A screenshot of a sign-up form on a blue background. The form consists of three stacked input fields with white borders and rounded corners. The first field is labeled "E-mail", the second is labeled "Password", and the third is labeled "Confirm password".

- 5) Join Medaille (Do NOT create an institution).



A screenshot of the "Join Your Institution" screen. The title "Join Your Institution" is centered at the top in white text on a blue background. Below the title is a white rounded rectangle containing the text "Institution" followed by "medaille" and "Medaille College" below it. Below this is an orange button with the text "Next - Set Your Profile Photo". At the bottom, there is a keyboard interface with a search bar containing "medaille" and a suggestion "Medaille". The keyboard keys are visible, including "q w e r t y u i o p" and "a s d f g h j k l".

